



ICAO

INTERNATIONAL CIVIL AVIATION ORGANIZATION

A UN SPECIALIZED AGENCY



Frequency Finder

1 Installing, Start page, Home page

Prepared by

Loftur Jónasson, ICAO/HQ
Mie Utsunomiya, ICAO/HQ
Fabiola Chouha, ICAO/HQ
Robert Witzen



About the Frequency Finder tool

How did it all start?



- ➔ Frequency Finder has been developed with FileMaker Pro Advanced
- ➔ Frequency assignment planning criteria as per the Handbook Volume II implemented
- ➔ Calculation of interference areas, assessing compatibility between frequency assignments /searching for compatible SSR II /SI codes
- ➔ Graphical interface with Google Earth
- ➔ Plotting interference
- ➔ VHF COM Module and NAV Module in the Frequency Finder tool. Also SSR II/SI Code stand-alone Module is accessible from the FF tool.
- ➔ Global COM list 2, COM list 3 and Table of SSR Mode S II Codes are maintained by Regional Offices

Before attending the workshop


Recommendation:

To be adequately prepared for attending the Frequency finder workshop and to gain the necessary frequency management basics,

it is recommended to take the following online web course.

“Aeronautical Spectrum Use with Special Focus on VHF”

(<https://store.icao.int/en/aeronautical-spectrum-use-special-focus-training>)



Description

Goal

This course aims to provide the fundamentals of frequency and spectrum management, focusing mainly on Very High Frequency (VHF) used by aeronautical communications systems, as well as a description of the specific terms used in frequency management in civil aviation including a brief discussion about aeronautical communications and navigation systems.



Start page and VHF Home page

- ➔ Download from the FSMP website the latest Runtime (RT) version **FF2023.03.RT.exe** (www.icao.int/safety/fsmp/documents/frequencyfinder)
- ➔ Remove earlier version of Frequency Finder, if any.
- ➔ Unzip and run the installer file **FF2023.03.RT.exe**
Select to create a desktop icon
- ➔ Download and install Google Earth
- ➔ More details in the User Manual: *Installing Frequency Finder (Run-time version)*





ICAO

RECONNECTING THE WORLD

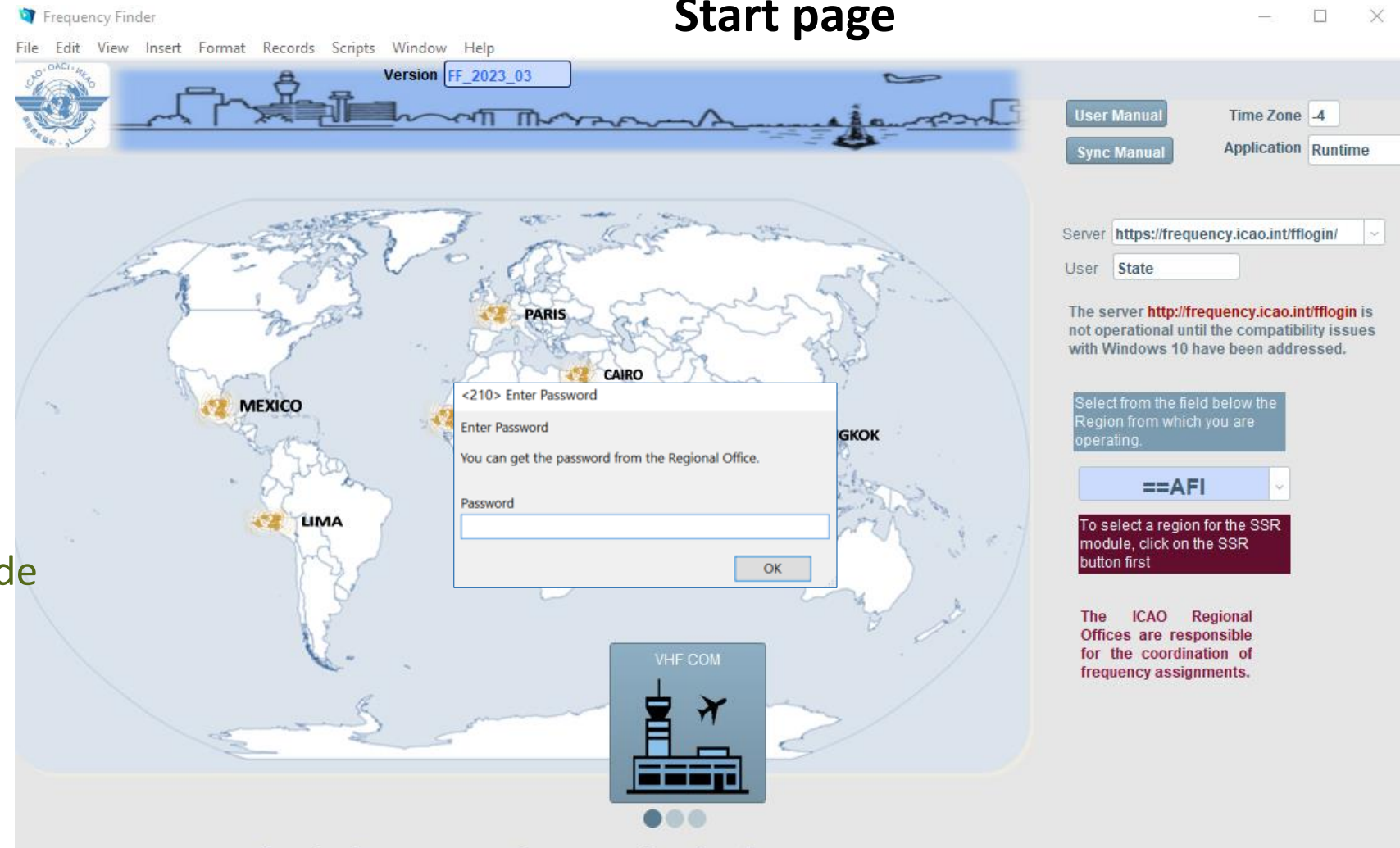


Prep for FF operation



Open Frequency Finder

- User manual
- Sync Manual
- Active Region
- Web sites
- Module VHF COM
- Module VHF NAV
- Module SSR Mode S II Code





Start page and the selection of VHF-COM module

Frequency Finder

File Edit View Insert Format Records Scripts Window Help

Version **FF_2023_03**

User Manual Time Zone **-4**

Sync Manual Application **Runtime**

Server **https://frequency.icao.int/fflogin/**

User **State**

The server **http://frequency.icao.int/fflogin** is not operational until the compatibility issues with Windows 10 have been addressed.

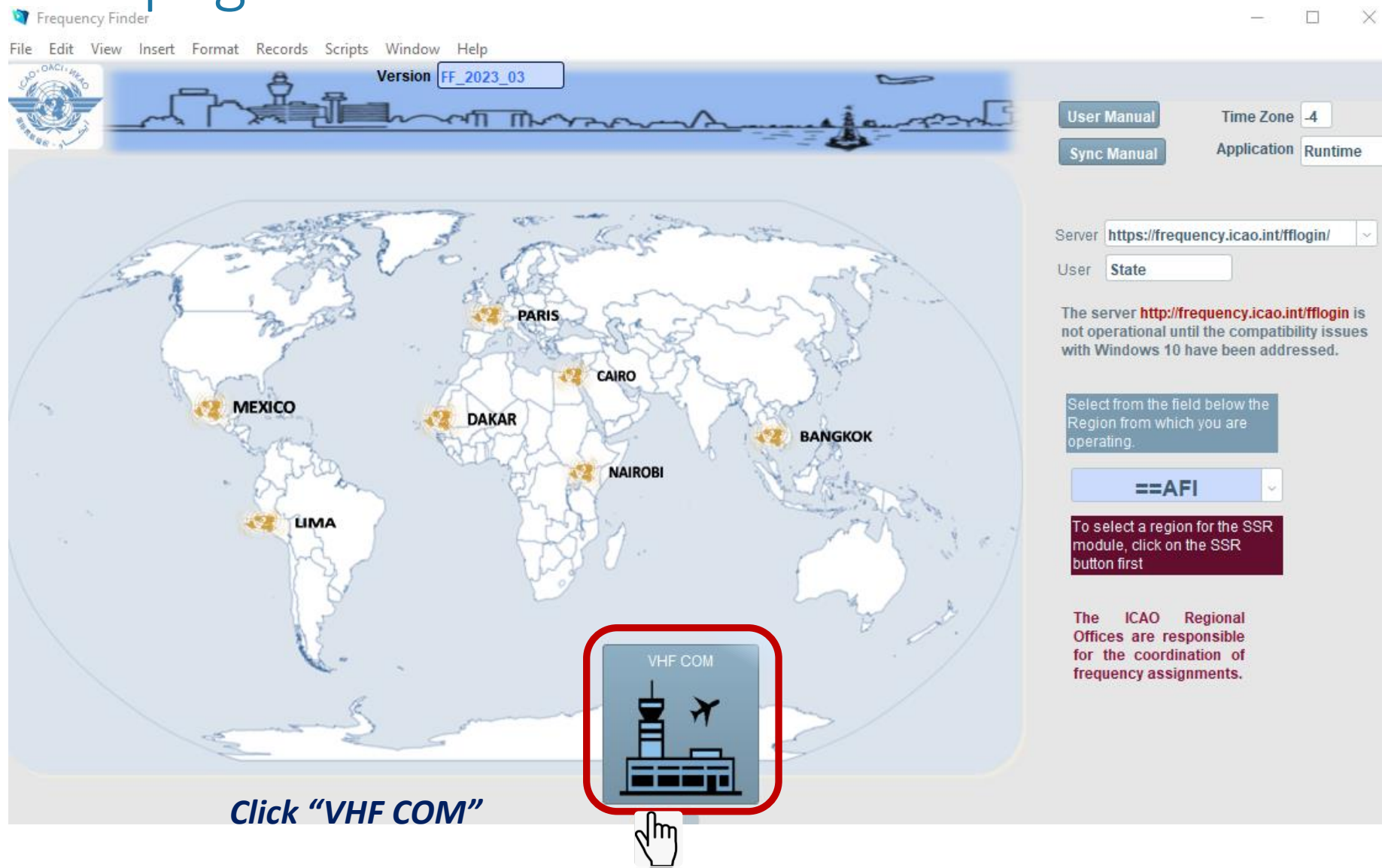
Select from the field below the Region from which you are operating.

==AFI

To select a region for the SSR module, click on the SSR button first

The ICAO Regional Offices are responsible for the coordination of frequency assignments.

Click "VHF COM"

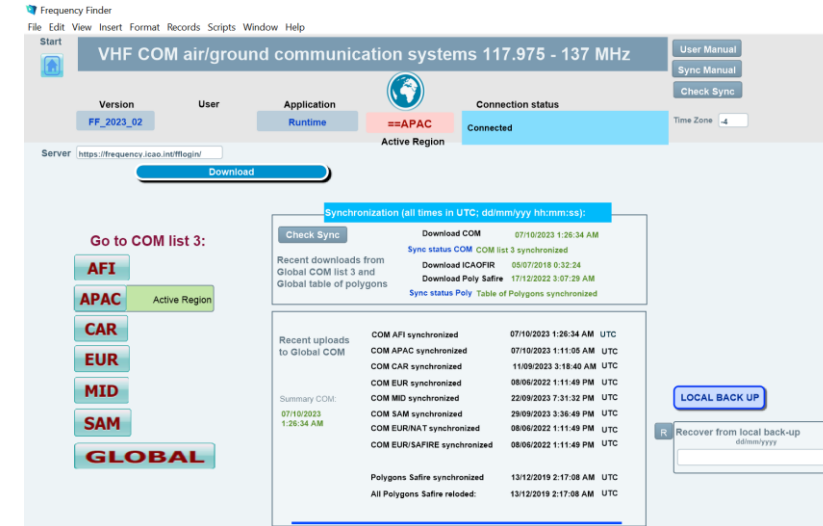


Start page



Home page VHF COM

9



- Navigate to Home Page:
 - Automatic Connection Test and check if the COM list 3 was modified
 - Also with button Check Sync
- Dialog box is displayed if a download synchronization is necessary
- Message field
- Download button
- Back-up and Recovery



Demonstrations & Exercises

- Start page/Home page



Thank You!